



# Omnii™ XT15

## EMC Configuration and Accessories Guide

*Designed to assist customers and partners with model and configuration guidance*



# Contents



- I. XT15 Series Configuration Guide**
- II. XT15 Series Accessories**



# XT15

## Configuration Guide



# XT15 Series

- CONFIGURATION AND ACCESSORY GUIDES are available on Insite and PartnerCentral
- Also see [www.motorolasolutions.com/xt15](http://www.motorolasolutions.com/xt15) and the XT15 Configuration and Accessories Guide

Find Product Information in the EMC Product Portfolio on [Insite](#) and [Partner Central](#)



# XT15 Configuration Matrix

| CONFIGURATION OPTIONS:                                | WA4xx              | OPTION            | DESCRIPTION   |
|---|--------------------|-------------------|---|
| Product Type  | OBxxxxxxxxxxxxx    | B                 | XT15  |
|   | ODxxxxxxxxxxxxx    | D                 | XT15 Non Incendive Class I Div 2  |
|   | OExxxxxxxxxxxxx    | E                 | XT15 Freezer  |
| Display and Op. Temp. Range                           | Ox0xxxxxxxxxxxx    | 0                 | Standard with High Visibility display   |
|   | Ox1xxxxxxxxxxxx    | 1                 | Standard with Extreme Duty (Higher Impact Resistance) display   |
|   | Ox3Exxxxxxxxxxxx   | 3                 | Chiller (Condensation Resistant) with Extreme Duty display  |
|   | Ox4Exxxxxxxxxxxx   | 4                 | Arctic (-30C) with Extreme Duty Heated Display  |
| Memory  | Oxx3xxxxxxxxxxxx   | 3                 | 512MB SDRAM/1GB Flash ROM   |
| Operating System Options                              | Oxxx1xxxxxxxxxxxx  | 1                 | Microsoft CE 6.0  |
|   | OxxxAXxxxxxxxxxxxx | A                 | Microsoft Windows Embedded Hand Held 6.5  |
| Local Languages                                       | Oxxxx1xxxxxxxxxxxx | 1                 | English   |
|   | Oxxxx2xxxxxxxxxxxx | 2                 | French  |
|   | Oxxxx3xxxxxxxxxxxx | 3                 | German  |
|   | Oxxxx5xxxxxxxxxxxx | 5                 | Italian   |
| Emulation, Mobile Device Management, Browser Software | Oxxxx0xxxxxxxxxxxx | 0                 | No Terminal Emulation, No MDM   |
|   | OxxxxXxxxxxxxxxxxx | 2,3,4,5,6,E,F,G,H | Tek Term TE, Stay Linked TE, Naurtech Industrial Browser, Wavelink TE, MobiControl, Mobi Control and TekTerm, MobiControl and StayLinked TE, MobiControl and Naurtech Browser, MobiControl and Wavelink TE (Load only – License to be purchased separately) |
| Keypad Options  | Oxxxxxx0xxxxxxx    | 0                 | No Keyboard Installed - Order keyboard separately   |
|   | Oxxxxxx1xxxxxxx    | 1                 | 59 Key, Alpha ABC, Numeric Telephony, 6 Function single push  |
|   | Oxxxxxx1xxxxxxx    | 2                 | 36 Key, Numeric Telephony, 12 Function single push  |
|   | Oxxxxxx3xxxxxxx    | 3                 | 36 Key, Alpha Modified, Numeric Calculator, 12 Function single push   |
|   | Oxxxxxx4xxxxxxx    | 4                 | 55 Key, Phone Keys, Alpha ABC, Numeric Telephony  |
|   | Oxxxxxx5xxxxxxx    | 5                 | 66 Key, Phone Keys, Alpha QWERTY, Numeric Telephony, 6 Function   |
|   | Oxxxxxx8xxxxxxx    | 8                 | 34 Key, Numeric Telephony, 12 Function Single Push  |
|   | OxxxxxxAXxxxxxxx   | A                 | Oracle, 59 Key, Alpha ABC, Numeric Telephony, 6 Function Single Push  |
|   | OxxxxxxBxxxxxxx    | B                 | Oracle, 66 Key, Phone Keys, Alpha QWERTY, 6 Function Keys   |
|   | OExxxxxCxxxxxxx    | C                 | 58 Key, Freezer Legacy Colors, Alpha ABC, Numeric Telephony   |

# XT15 Configuration Matrix

| CONFIGURATION OPTIONS:  | WA4xx                   | OPTION        | DESCRIPTION                                    |
|---|-------------------------|---------------|--|
| Future  | Oxxxxxxxx0xxxxx         | 0             | None   |
| Radio Options   | Oxxxxxxxx0xxxxx         | 0             | 802.11 A/B/G/N, BT 2.0+ EDR, No WAN            |
|   | Oxxxxxxxx1xxxxx         | 1             | 802.11 A/B/G/N, BT 2.0+ EDR, GPS – End of Life |
|   | Oxxxxxxxx2xxxxx         | 2             | 802.11 A/B/G/N, BT 2.0+ EDR, HSPA +, GPS       |
|   | Oxxxxxxxx1xxxx          | 1             | None   |
| Standard Expansion Back Cover<br>(No Pod or End Cap Capability) | Oxxxxxxxx2xxxx          | 2             | Push-to-Talk Speaker                           |
|   | Oxxxxxxxx3xxxx          | 3             | Push-to-Talk Speaker, Camera                   |
|   | Oxxxxxxxx8xxxx          | 8             | Imager 2D – SE4500                             |
|   | Oxxxxxxxx9xxxx          | 9             | Imager 2D – SE4600LR                           |
|   | OxxxxxxxxAxxxx          | A             | Scanner 1D – Auto Range SE1524ER               |
|   | OxxxxxxxxBxxxx          | B             | Scanner 1D - Standard Range SE1224HP           |
|   | OxxxxxxxxExxxx          | E             | Scanner 1D – Standard Range SE965HP            |
|   | Secondary Expansion POD | Oxxxxxxxx1xxx | 1  |
| Oxxxxxxxx8xxx   |                         | 8             | Imager 2D – SE4500                             |
| OxxxxxxxxBxxx   |                         | B             | Scanner 1D – Standard Range SE 1224HP          |
| OxxxxxxxxDxxx   |                         | D             | Scanner 1D – Standard Range SE955              |
| OxxxxxxxxTxxx   |                         | T             | HF RFID Note: Incompatible with WAN            |
| Secondary Expansion ENDCAP                                      | Oxxxxxxxx1xx            | 1             | None   |
|   | Oxxxxxxxx8xx            | 8             | Imager 2D – SE4500                             |
|   | OxxxxxxxxDxx            | D             | Scanner 1D – SE955                             |
| Battery Options   | Oxxxxxxxx0x             | 0             | Standard 5000 mAh Lithium Ion Battery          |
|   | ODxxxxxxxx1x            | 1             | Non-Incendive 5000 mAh Lithium Ion Battery     |
|   | OExxxxxxxx2x            | 2             | 5300 mAh Freezer Battery (required on Arctic)  |
| Input Accessories   | Oxxxxxxxx1              | 1             | No input accessories                           |
|   | Oxxxxxxxx2              | 2             | Pistol Grip, Tethered Stylus                   |
|   | Oxxxxxxxx4              | 4             | Hand strap, Tethered Stylus                    |

# Step 1: Chose the main XT15 variant:



## XT15 Variants

### XT15 Standard

#### Operating System

- Windows CE 6.0
- Windows Embedded Handheld 6.5

#### Memory

- 512MB SDRAM/1GB Flash ROM

### XT15ni Non- Incendive

#### Operating System

- Windows CE 6.0
- Windows Embedded Handheld 6.5

UL Class 1, Div 2,  
Groups A,B,C,D; T6

#### Memory

- 512MB SDRAM/1GB Flash ROM

### XT15f Freezer

#### Condensation-Resistant Chiller model

- - 4° F / - 20° C environments

#### Condensation-free Arctic Model

- - 22° F / -30° C freezers

#### Operating System

- Windows CE 6.0
- Windows Embedded Handheld 6.5

#### Memory

- 512MB SDRAM/1GB Flash ROM

# XT15

## Radio options



Change pic to xt15  
Radio options



### Built-in Radios

802.11 A/B/G/N, Antenna with Bluetooth 2.0 + EDR, No WAN

802.11 A/B/G/N, Antenna with Bluetooth 2.0 + EDR, **UMTS / HSPA+, GPS**

Applicable only for  
Upgrades / Reconfiguration



### Expansion Radio Module

**RA3050-GPS** HSPA+ and GPS WAN expansion module

**RA3050 - GPS**  
HSPA+ and GPS WAN  
expansion module



**!** RA3050-GPS requires End-cap with HSPA+ Antenna (ST96xx)


**Installation instructions for Radio Modules:**

<http://www.ingenuityworking.com/knowledge/w/knowledgebases/1525.workabout-pro4-product-manuals.aspx>



# XT15

## Display options

All replacement keypads are available as snap on, can be changed on site, without sending it to service depot. 



### Display Options



#### ST2003

**XT15 High Visibility display module**

Offers superior overall visibility with 165 cd/m<sup>2</sup> brightness

#### ST2004

**XT15 Extreme Duty display module**

Extreme -20° C and Impact Resistance  
Offers improved impact resistance (1.25 Joule impact) and improved low temperature performance

#### ST2008

**XT15F Chiller display Module**

-20° C Temp Extreme Condensation Resistant and Impact Resistance

#### ST2007

**XT15F Arctic Extreme Duty Heated display module**

-30° C Temp Extreme Condensation free and Impact Resistance

# XT15

## Back Cover Options



Data capture/other options

### Standard Expansions

|               |   |
|---------------|---|
| <b>ST9002</b> | Blank Expansion Back cover                              |
| <b>ST9714</b> | SE4500 Standard 2D Imager                               |
| <b>ST9715</b> | SE4600LR Extended 2D Imager                             |
| <b>ST9703</b> | SE1524ER 1D Scanner Auto-Range                          |
| <b>ST9701</b> | SE1224HP 1D Scanner Standard-Range                      |
| <b>ST9004</b> | Push-to-Talk Speaker                                    |
| <b>ST9013</b> | Push-to-Talk Speaker with Camera                        |
| <b>ST9710</b> | SE965 Standard Range 1D Laser for Freezer Units (XT15f) |
| <b>ST9711</b> | SE1524ER Lorax Engine for Freezer Units (XT15f)         |



Scanner Engine Back covers cannot be combined with any Pod or End cap Accessories

Pods and end-caps compatible with speaker and camera back covers



**ST6104**  
Replacement Pistol Grip Switch Cover  
Normally included with each back cover



**ST9701**  
SE1224HP 1D Scanner

**ST9714**  
SE4500 2D Imager

**ST9710**  
SE965 Back cover for XT15f

**ST9711**  
SE1524ER for XT15f



**ST6100**  
Pistol Grip Kit



**ST6500**  
Pistol Grip Kit

Optional Pistol Grip Kit



**ST9703**  
SE1524ER 1D Scanner



**ST6400**  
Pistol Grip Kit

Optional Pistol Grip Kit

**ST9004**  
Back cover with Speaker



**ST9013**  
Back cover with Speaker and Camera



# XT15 Pod Options

 Data capture/other options

## Secondary Expansions


- ST9100** Pod Blanking Cap
- ST9204** SE955 1D Standard Range Scanner (Slim Pod)
- ST9114** SE4500 2D Imager (Standard Pod)
- ST9101** SE1224HP 1D Standard Range Scanner (Standard Pod)
- ST9214** SE4500 2D Imager (Slim Pod)
- ST9210** HF RFID Reader

## Optional pistol grip

- ST6000** Pistol grip kit for Standard pod scanners



**ST6000**  
Pistol Grip Kit

 Pistol Grip Kit comes with screws.  
Order stylus and tether separately




**ST9114**  
SE4500 2D Imager Standard Pod



**ST9101**  
SE1224HP 1D Scanner Standard Pod



**ST9210**  
HF RFID Reader Pod

Works with Speaker, Camera, GPS, Endcap-Scanner, but not in combination with WAN radios and pistol grip. 

# XT15

## End Cap Options



Data capture/other options

### End-Cap Options

#### Standard blank End-cap

|               |                                 |
|---------------|---------------------------------|
| <b>ST9301</b> | No Antenna                      |
| <b>ST9401</b> | GPS Antenna                     |
| <b>ST9500</b> | GPS and EDGE/Cellular Antennas  |
| <b>ST9600</b> | GPS and HSPA+/Cellular Antennas |

#### SE955 1D Standard Laser End Cap

|               |                                 |
|---------------|---------------------------------|
| <b>ST9304</b> | No Antenna                      |
| <b>ST9404</b> | GPS Antenna                     |
| <b>ST9504</b> | GPS and EDGE/Cellular Antennas  |
| <b>ST9604</b> | GPS and HSPA+/Cellular Antennas |

#### SE4500 2D Standard Imager End Cap

|               |                                 |
|---------------|---------------------------------|
| <b>ST9314</b> | No Antenna                      |
| <b>ST9414</b> | GPS Antenna                     |
| <b>ST9514</b> | GPS and EDGE/Cellular Antennas  |
| <b>ST9614</b> | GPS and HSPA+/Cellular Antennas |

## Optional pistol grip

### ST6300

Flush Mount Pistol Grip Kit for  
End Cap Scanners

Pistol Grip Kit comes with  
Stylus (ST6101) and screws 



**ST9301**  
Blank End Cap



# XT15

## Battery Options



### Battery options

#### 5300 mAh Battery



##### ST3003

Standard Battery Pack 5300 mAh, for Omnia XT15 Standard model, all configurations

#### 5300 mAh Battery



##### ST3002

Arctic Freezer Battery Pack 5300 mAh; ships with XT15 Arctic; compatible with all XT15f models

#### Hazardous Environments

#### 5000 mAh Battery



##### ST3001-NI


NI Spare Battery Pack 5000 mAH for XT15ni - Non-Incendive models only

ST3001-NI exclusive to XT15NI, failing to comply will void UL rating



# XT15

## Keyboard and Keypad options

All replacement keypads are available and can be changed on site, without sending it to service depot. 



### Keyboard Options

#### 34 Key Numeric Telephony

**ST5013**

Large Numeric Keys  
Alpha Character by SMS System

Replacement keypad part number:  
**ST5103**



#### 59 Key Shifted Alpha

**ST5017**

Telephone Style Numeric  
6 Function Keys – (no F5)

Replacement keypad part number:  
**ST5117**



#### 36 Key Modified Alpha

**ST5012**


Calculator style numeric keypad  
12 Direct Function Keys

Replacement keypad part number:  
**ST5112**



# XT15

## Keyboard and Keypad options

All replacement keypads are available and can be changed on site, without sending it to service depot. 



### Keyboard Options

#### 36 Key Numeric Telephony

**ST5011**

Large Numeric Keys  
12 Function Keys

Replacement keypad part number:  
**ST5111**

#### 55 Key Alpha Numeric

**ST5004**

Telephone Style Numeric  
Alpha ABC Layout

Replacement keypad part number:  
**ST5104**

#### 66 Key QWERTY

**ST5003**


Telephone Style Numeric  
Alpha QWERTY Layout

Replacement keypad part number:  
**ST5103**



# XT15

## Keyboard and Keypad options

All replacement keypads are available and can be changed on site, without sending it to service depot. 



### Keyboard Options

#### 59 Key Alpha Numeric ST5010

Telephone Style Numeric Keys  
6 Function Keys

Replacement keypad part number:  
**ST5110**

#### 59 Key Alpha Num (ORACLE function keys)

ST5015  
Telephone Style Numeric

Replacement keypad part number:  
**ST5115**

#### 66 Key QWERTY (ORACLE function keys)

ST5016  
Alpha QWERTY Layout


Replacement keypad part number:  
**ST5116**





# XT15

## Keyboard and Keypad options

All replacement keypads are available and can be changed on site, without sending it to service depot. 



### Keyboard Options

#### 58 Key Freezer Keypad

ST5005

Alpha Numeric Keys  
6 Function Keys

Replacement keypad part number:  
**ST5105**



#### 34 Key Freezer Keypad

ST5014

Telephone Style Numeric  
12 Function Keys

Replacement keypad part number:  
**ST5114**



# Step 5: Choose the operating system

 Operating System options



**Microsoft Windows  
Embedded Handheld 6.5  
Classic Edition**

**Microsoft Windows  
Embedded Compact 6.0**



 **Windows Embedded  
Handheld**

## Operating System Configurations

Microsoft Windows embedded Handheld 6.5  
Professional Edition

Microsoft Windows Embedded Compact 6.0

 **Microsoft  
Windows CE**

OS in Local languages available for download on  
Support Central

[https://portal.motorolasolutions.com/Support/US-EN/Mobile+Networks+RFID+and+BarCode+Scanners/Mobile+Computers/Handheld+Computers/Omnii\\_XT15\\_US-EN](https://portal.motorolasolutions.com/Support/US-EN/Mobile+Networks+RFID+and+BarCode+Scanners/Mobile+Computers/Handheld+Computers/Omnii_XT15_US-EN)

# XT15

## Charging methods



Cradle options



### Single Slot Cradle Kit:

**ST4002**  
(Worldwide except Argentina)

USB only – **Includes:** ST1050 power supply and PX3058 USB Cable (connects to Micro-USB/B port for ActiveSync communications)

**ST4002-AR**  
(Argentina only)

USB only – **Includes:** ST1050-AR power supply and PX3058 USB Cable.

**ST4003**  
(Worldwide except Argentina)

USB, Serial, Ethernet – **Includes:** ST1050 power supply and PX3058 USB Cable (connects to Micro-USB/B port for ActiveSync communications)

**ST4003-AR**  
(Argentina only)

USB, Serial, Ethernet – **Includes:** ST1050-AR power supply and PX3058 USB Cable.



The single slot cradle can charge a XT15 terminal, charges a spare battery and has USB master and slave connections.

## Additional accessories for single slot cradle



### ST1050

Wall Adapter Power Supply (Worldwide except Argentina)



### ST1050-AR

Wall Adapter Power Supply (Argentina only)



### PX3058

Micro USB Cable



### ST4100

Cradle Ethernet / Serial XMOD Kit - adds Ethernet, Serial port to USB Only Single Slot Cradle (ST4002 or ST4002-AR)

# XT15

## Charging methods



Cradle options



### 4 Slot Ethernet/Charging Cradle:

#### ST4004

Docking station quad Ethernet (power cable sold separately)

Ethernet Daisy Chain Capable



AC Line Cords:

- 9008693 for North America
- 9008892 for Europe
- 9008950 for UK

### PS1055-G1

The four slot cradle includes a power supply (PS1055-G1). Must purchase specific country AC Line Cord.

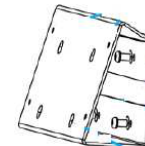


## Battery Charger



### ST3006

Six slot spare battery charger to be used with high and ultra high capacity batteries. Includes power supply (PS1056-G1). Must order AC line cord separately.



### MT2031

Wall mount bracket for 6-slot spare battery charger

# XT15

## Charging methods



### Cradle options



#### Vehicle cradle:

##### ST1000

Un-powered Vehicle cradle – designed to securely mount XT15, does not provide any power or peripheral ports

##### ST1002

Powered Vehicle cradle 12v-30v - Charges XT15 and also supports Power, USB, RS232 Serial connections. Cables for Power, USB, RS232 ordered separately

### Optional Accessories



##### CA3002

Vehicle Cradle Cigarette Lighter Adapter



##### PS1350

Pre-regulator module required when connecting the vehicle cradle to power sources above 20V to a maximum of 72V.



MT3324 MT3325



When using the vehicle cradle, the universal RAM mount arm is required (Order separately 5" or 8" arm)



A base or clamp is required as vehicle side attachment (Order separately MT3501, MT3502, MT3505, MT3507, MT3509, MT3510)



CA3000  
Power only



CA3001  
Power + Connector block  
with 2 USB + RS232



CA1210  
Connects power  
cable to vehicle  
battery

For powered connection, must order a power cable 9-20V input (CA1210) or the vehicle power outlet adapter cable (CA3000, CA3001)



MT3327 has USB RS232  
connector block mount  
capability



MT3328 – RAM  
mount vertical



MT3326 – RAM  
mount horizontal



A mounting bracket is required when vehicle cradle's RAM mount is anchored to horizontal/vertical surface (Order separately MT3327, MT3326, MT3328)

# XT15

## Mobile Charging Options

### Adapter /Snap-on Modules

#### Charge only Module



#### **ST4000**

Provides device charging connection

#### USB/Charge Module



#### **ST4001**

Provides Micro USB/B, USB/A and charging connections

#### RS232/Charge Module



#### **ST4005**

Provides RS232 DE9 and charging connections



All Snap-on modules require ST1050/ST1050-AR Power Supply for AC charging OR ST3113 Cigarette Lighter Adapter for in-vehicle charging

ST4001 also requires PX3058 Micro USB Cable to support ActiveSync connections



#### **ST3113**

Auto Charge/Cigarette Lighter Adapter Cable, 12V DC input


# WAP4

## Carrying Accessories

 Carrying options

### Rubber Boots

**ST6080** Rubber Boot for units with **Standard Back Cover** (Yellow or Grey ST6081)

**ST6086** Rubber Boot (Blue) for **Freezer units** with **Standard Back Cover** 

**ST6082** Rubber Boot for units with **Expansion Back Cover** (Yellow or Grey ST6083)

**ST6084** Rubber Boot for units with **Expansion Back Cover and End Cap scanner** (Yellow or Grey ST6085)

### Optional shoulder strap for rubber boots

**CV6021** Shoulder strap for use with all rubber boots



**ST6084**  
Rubber Boot for Units with  
Expansion Back cover and  
End cap scanner



**ST6080**  
Rubber boot for units with  
Standard Back Cover

# XT15

## Carrying Accessories

### Carrying options

#### Soft Shell Holsters



Compatible with  
Pistol Grip units 

##### **ST6050**

Soft shell holster  
Includes waist belt and leg strap



##### **ST6091**

Soft Shell Pouch with Belt Clip

 Not compatible with Pistol Grip

#### Other Holsters



##### **ST6055**

Hard Shell/Form Fit Holster for units with  
Standard Back Cover. **ST6056** for units  
with Expansion Back cover and Std Pods



##### **ST6051**

Forklift  
Holster



##### **ST6052**

Forklift Holster, supports  
Rubber Boot (ST6086)

#### Carry Case



##### **ST6090**

Carry Case for units with  
Standard Back cover

##### **ST6092**

Carry Case for units with  
Expansion Back cover

##### **ST6093**

Carry Case for units with  
Expansion Back cover and  
End Cap Scanner – Non FCC  
country approved

Compatible with  
Pistol Grip units 



# XT15

## Carrying Accessories

### Carrying options

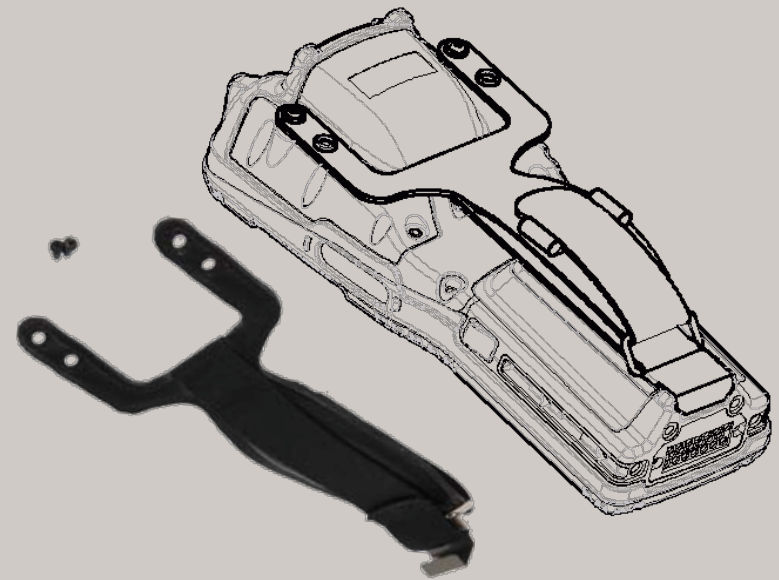
#### Hand Straps

- ST6025** Adjustable double-loop hand strap
- ST6026** Non-adjustable and elastic hand strap (recommended for use with vehicle cradle)

Hand Straps include a storage option for stylus 

#### Miscellaneous

- ST6040** Wrist Strap
- ST6101** Short Yellow Stylus (Pack of 3)
- ST6102** Long Grey Stylus (Pack of 3)
- ST6103** Tethers for Stylus (Pack of 3)
- ST6310** Stylus Holder
- RV6105** Screen Protector/Guard



**ST6025**  
Double-loop Hand Strap with  
option Stylus

**ST6040**  
Wrist Strap

**ST6310**  
Stylus Holder





[www.L-TronDirect.com](http://www.L-TronDirect.com)

800-830-9523

[info@L-Tron.com](mailto:info@L-Tron.com)

596 Fishers Station Dr | Victor, NY | 14564 | Suite 1 A

[www.L-Tron.com](http://www.L-Tron.com)

Get in touch with us  
on social media!

