







# CV61

## Accessory Guide



### Mounting Kits

Accessory Name	Part Number	Description
Upgrade Mounting Kit with 2-1/4" Ball	203-959-001	CV61 back plate, hardware and 2-1/4" "D" size RAM mounting ball. Use for dropping CV61 into a legacy CV60 installation that uses "D" size RAM mounting arm.
Upgrade Mounting Kit with 3-3/8" Ball	203-959-002	CV61 back plate, hardware, and 3-3/8" "E" size extra duty RAM mounting ball. Use for dropping CV61 into a legacy CV60 installation that uses "E" size extra duty RAM mounting arm.
Upgrade Mounting Kit, CV61 back plate only	203-959-003	CV61 back plate and screws. Does not include RAM mounting ball or arm. Customer supplies ball, arm, and other mounting components.
Vehicle Mounting Kit, Stubby Extra Duty 	203-956-001	Extra duty 3-3/8" "E" size RAM mounting system including dual mounting balls and mounting arm. <b>Recommended</b> for CV61 vehicle installations.
Desktop Mounting Kit 	203-954-001	Standard duty 2-1/4" "D" size RAM mounting system including dual mounting balls, mounting arm and desktop base. <b>Recommended</b> for CV61 stationary (non-vehicle) installations.
Direct Wiring Kit 	203-950-001	Includes cable VE027-98020-B0 for direct connection between CV61 power input and vehicle battery (9-60 VDC installations only). Kit also includes fuse, terminal ring parts and cable mounting hardware.
Security Kit 	203-949-001	Cable retention kit contains two brackets and associated hardware. One bracket conceals the power switch and secures the power input cable. The second bracket provides cable-tie attach points to secure the PS/2, serial, Ethernet, USB, CANBUS, and audio cables.
Keyboard-to-Vehicle Mounting Kit with Dual 1-1/2" Ball 	805-661-001	Mounts keyboard to vehicle using 1-1/2" RAM mounting balls and arm. <b>Recommended</b> for new installations.
Keyboard-to-Computer Mounting Kit 	G9A-KB001-02	Keyboard tray-style mount attaches directly to CV61. Fully swivels. Compatible with all rugged keyboards.




# CV61

## Accessory Guide

### Power Supplies

Accessory Name	Part Number	Description
AC/DC Power Adapter (Requires Separate AC Cord)	203-955-001	Requires country-specific AC power cord (see below), RoHS compliant.
	1-974030-025 071918	AC Power Cord, Australia AC Power Cord, China
	321-501-002	AC Power Cord, Denmark
	1-974027-025	AC Power Cord, Europe
	321-502-002	AC Power Cord, India & South Africa
	321-471-002	AC Power Cord, Italy
	321-500-002	AC Power Cord, Japan
	321-470-001	AC Power Cord, Switzerland
	1-974029-020	AC Power Cord, United Kingdom
	1-974028-025	AC Power Cord, United States
DC-DC Converter Kit, 6-96V with 5Pin Female output	203-950-002	Required for use with vehicle electrical systems > 60V DC. Extends operating voltage range to 96V DC. Requires adapter cable (VE027-8024-C0) for use with CV61.
		






### Cables

Accessory Name	Part Number	Description
Cable, 5-Pin Male to 6-Pin Female	VE027-8024-C0	Adapter cable permits connecting CV61 computer to CV60 external DC/DC power converter installations.
		
Cable, 6-Pin Female to Open Wire	VE027-8020-B0	Provides for direct connection from CV61 to vehicle battery. Also included in kit 203-950-001.
		
Cable, Dual USB, CV30/CV61	VE011-2017	Breakout Y-cable adapter to dual USB Type A host connectors (includes cable restraints). Required for CV61 USB connections.
		
Cable, Single USB, CV30/CV61	VE011-2016	Breakout cable adapter to single USB Type A host connector (includes cable restraint). May be used as substitute for VE011-2017 when only one USB device will be connected to CV61.

# CV61

## Accessory Guide

### Keyboards

Accessory Name	Part Number	Description
Backlit Keyboard, 101-Key for Windows 	340-053-003	Rugged external, backlit PS/2 keyboard with full-size 101-key Windows layout. <b>Recommended</b> to use 203-949-001 cable security kit for vehicle installations. RoHS compliant.
Backlit Keyboard, 88-Key for Windows 	850-551-106	Rugged external, backlit PS/2 keyboard with 88-key Windows layout. <b>Recommended</b> to use 203-949-001 cable security kit for vehicle installations. RoHS compliant.
Backlit Keyboard, 88-Key for VT220 Terminal Emulation 	850-551-107	Rugged external, backlit PS/2 keyboard with 88-key VT220 terminal emulation layout. <b>Recommended</b> to use 203-949-001 cable security kit for vehicle installations. RoHS compliant.
Keybd, Rugged QWERTY, 5250, Backlit RoHS 	850-551-109	Rugged external, backlit PS/2 keyboard with 88-key 5250 terminal emulation layout. <b>Recommended</b> to use 203-949-001 cable security kit for vehicle installations. RoHS compliant.
Backlit Keyboard, 88-Key for 3270 Terminal Emulation 	850-551-110	Rugged external, backlit PS/2 keyboard with 88-key 3270 terminal emulation layout. <b>Recommended</b> to use 203-949-001 cable security kit for vehicle installations. RoHS compliant.

### Antennas

Accessory Name	Part Number	Description
External Antenna, 802.11 a/b/g	805-662-001	Dual band 2.4GHz and 5.0GHz sealed remote-mount antenna. Compatible with 802.11 infrastructure. RoHS compliant.
Omnidirectional Antenna	805-552-002	Single-band 2.4 GHz omnidirectional remote-mount antenna. Supports 802.11 b/g/n only (does not support 5.0 GHz 802.11a). Features 3dB gain and wider coverage cone.

# CV61

## Accessory Guide

### Miscellaneous

Accessory Name	Part Number	Description
Memory Upgrade Kit, 1GB	203-958-001	Adds additional 1GB RAM memory to CV61A base unit for a total of 2GB RAM. User installable 1GB DDR2 SODIMM.
Memory Upgrade Kit, 2GB	203-958-002	Adds additional 2GB RAM memory to CV61A base unit for a total of 3GB RAM. User installable 2GB DDR2 SODIMM.
Screen Protector Kit CV61, 10 pack	346-082-001	User installable and removable screen protector film. Kit includes 10 protectors and application kit.
CV61 DVD Recovery Pack, Win XP & Win7	235-294-001	DVDs contain installation files and instructions to restore CV61 to factory-supplied Windows XP or Windows 7 default system image.  NOTE: This kit does not provide ability to upgrade or downgrade to a different OS version than supplied from factory.
Replacement Disk, 40GB	VE027-6028-A1	40GB Solid State Disk (SSD) replacement drive. Contains no software. Requires CV61 DVD Recovery Pack (235-294-001) to install factory default system image after disk is replaced.



Copyright © 2012 Intermec Technologies Corporation. All rights reserved. Intermec is a registered trademark of Intermec Technologies Corporation. All other trademarks are the property of their respective owners.  
612192-C 11/12



[www.L-TronDirect.com](http://www.L-TronDirect.com)

800-830-9523

[info@L-Tron.com](mailto:info@L-Tron.com)

596 Fishers Station Dr | Victor, NY | 14564 | Suite 1 A

[www.L-Tron.com](http://www.L-Tron.com)

Get in touch with us  
on social media!

