

# CN3 Series

## Accessory Guide

Unless otherwise indicated, all accessories support both the CN3 and the CN3e mobile computer.

### Docks and Modules

Accessory Name	Part Number	Description
 <p>Single Dock</p>	871-025-001	USB Host and Client Support with bay for charging an auxiliary battery pack. (7.5"L x 4.0"W x 2.3"T) Requires Power Supply 851-082-003 and country-specific AC power cord. Optional: Single Dock Ethernet or Modem Modules.
 <p>Single Dock Ethernet Module</p>	871-025-101	CN3 Series Ethernet Module interfaces with USB Host connector on Single Dock, p/n 871-025-001. (1.5"L x 2.5"W x 1"T)
 <p>Single Dock Modem Module</p>	871-025-102	CN3 Series v.92 Modem Module interfaces with USB Host connector on Single Dock, p/n 871-025-001. (1.5"L x 2.5"W x 1"T) LEDs to indicate DTR, DCD, TX and RX status.
 <p>Multi-Dock</p>	871-026-001	4-slot Ethernet dock provides extra port allowing for ability to link up to three (3) multidocks. (17.2"L x 3.75"W x 2.3" T) Requires Power Supply 851-075-003 and country-specific AC power cord.
 <p>Multi-Dock, Charge Only</p>	871-026-002	Allows for charging up to 4 devices. Requires power supply 851-075-003 and country specific power cord. (17.2"L x 3.75"W x 2.3" T)
<p>Multi-dock Wall Mount Kit</p>	203-641-002	Allows for mounting of one CN3 Series Ethernet or Charge Only Multi-Dock to vertical wall surface. (Used with 700 series too.)
 <p>Vehicle Dock</p>	871-027-001 (CN3) 871-027-101 (CN3e)	<p>Provides 3.5 mm headphone (output) jack to allow for integration into the vehicle audio system. Cabled RS232 or USB Host support is also available. Requires use of Intermec RS232 Serial cable (p/n 225-737-001) or Intermec USB cable VE011-2016.</p> <p>Handsfree speakerphone capabilities will be supported via standard, off-the-shelf Bluetooth headset and handsfree speakerphone systems.</p> <p>The CN3 Series vehicle dock uses the same mounting system (p/n 805-611-001) and vehicle power kits (see below) as the 700 Series vehicle dock. (5.65"L x 5.31" W x 2.84"T)</p>

# CN3 Series

## Accessories Guide

### Docks and Modules

Accessory Name	Part Number	Description
Vehicle Dock Install Kit	203-802-001	Preferred Solution. For connection of Vehicle Dock (871-027-001) directly to vehicle battery. Includes power cables and cable mounting hardware. Order instructions (962-000-021) separately.
Vehicle Dock Fuse Block Power Kit	203-803-001	Provides connection to vehicle fuse block. Requires Power Cable (226-109-003). Order instructions (962-040-004) separately.
Vehicle Dock Serial Cable	225-737-001	Adapts CN3 Series Vehicle Dock Comm Connector to RS232 Serial (DB9M) for connectivity to serial peripherals.
Cable, Power, Dock to Fuse Block	226-109-003	Used with Vehicle Dock Fuse Block Power Kit 203-803-001.
Vehicle Dock Mounting Kit	805-611-001	Allows mounting of Vehicle Dock (871-027-001) in route vehicle applications. Consists of one 4¾" adjustable pivot arm with two 1½" stainless steel balls, and assembly hardware. Due to wide range of possible applications, this kit does not include hardware for securing mount to vehicle. (Same as used with 700 Series.)
Auto Adapter, V-Docks, 3S Circular	852-057-005	Auto Cigarette Lighter Adapter used to power the CN3 Series Vehicle Dock (871-027-001). Connects to 3-pin circular power supply found on back of the v-dock.
Single USB Cable	VE011-2016	Adapts CN3 Series Vehicle Dock Comm Connector to USB-A Female for connectivity to USB peripherals. Optional: Use 203-810-001 Cable Retainer Kit to secure USB connectors.



### Holsters & Handles

Accessory Name	Part Number	Description
Standard Belt Holster	815-060-001 (CN3) 815-061-002 (CN3e)	Lightweight holster designed for use with handheld applications where scan handle is not required. Includes integrated belt clip that allows for easy attachment to belt.
Scan Handle Kit	203-839-001	Customer-installable scan handle
Scan Handle Belt Holster	815-062-001	Belt holster designed for use with handheld applications requiring scan handle support.

# CN3 Series

## Accessories Guide

### Snap-on Adapters

Accessory Name	Part Number	Description
Mag Strip Reader	850-557-001	Attaches to heel of CN3 Series devices and provides magnetic stripe reader. Optional: Power Supply (851-089-003) and country-specific AC power cord.



### Batteries and Chargers

Accessory Name	Part Number	Description
STD Capacity Battery Pack	318-016-001 (CN3)	One (1) standard 8.1 watt hours battery pack for the CN3 mobile computer.



EXT Capacity Battery Pack	318-016-002	One (1) extended 14.8 watt hours battery pack for CN3 Series.
---------------------------	-------------	---

Quad Battery Charger	852-065-001	Charges four CN3 Series battery packs. Requires Power Supply 851-082-003 and country-specific AC power cord.
----------------------	-------------	--






### Cables

Accessory Name	Part Number	Description
RS232 Cable, DB9 F to DB25 M, 6 feet	226-084-002	Connects Vehicle Dock RS232 Adapter (225-737-001) to External Modem, 6820 Printer, or other serial device.
USB-A to USB-B Cable, 2 meter	321-576-004	Use with CN3 Series Single Dock (871-025-001) or Vehicle Dock USB Adapter Cable for ActiveSync (VE011-2016) connection to PC USB port. Also connects to peripherals equipped with USB-B Female jack.
USB-A to USB-Mini B Plug Cable, 2 meter	321-611-102	Use with CN3 Series Single Docks (871-025-001) or Vehicle Dock USB Adapter Cable (VE011-2016) for connection to PB42 printer or other peripherals equipped with USB-Mini B Female jack.

# CN3 Series

## Accessories Guide

### Power Supplies and Adapters

Accessory Name	Part Number	Description
Universal Power Supply, 12VDC, 35Skt Output	851-075-003	Use with CN3 Series Multi-docks (871-026-001 & 871-026-002). Order country-specific AC power cord separately.
Universal Power Supply, 12VDC 50W FW5012	851-082-003	Use with CN3 Series Single Dock (871-025-001) or CN3 Series Quad Battery Charger (852-065-001). Order country-specific AC power cord separately.
Universal Power Supply, 5V FW1805 2.35x0.7	851-089-003	AC power supply with barrel jack. Allows for charging CN3 Series devices without a dock, however requires use of CN3 Series Power Adapter (851-090-001) or CN3 Series MSR Snap-on Adapter (850-557-001). Order country-specific AC power cord separately.
		
AC/DC Power Adapter	851-090-001	Attaches to the bottom of the CN3 Series device's docking connector to support barrel jack connections. Allows for use of Universal AC Power supply (851-089-003) or the Auto Cigarette Lighter Power Adapter (852-066-001).
		
Auto Power Adapter, RoHS	852-066-001	Auto Cigarette Lighter Adapter with barrel jack that allows for charging CN3 handheld. Requires use of AC/DC Power Adapter (851-090-001).
		

### Replacement Parts

Accessory Name	Part Number	Description
Cable Retainer Replacement Kit	203-810-001	Contains five (5) sets of Cable Retainers used to secure USB connections.
Screen Cleaner Kit, Pre-Moist Wipes	346-065-101	Includes 24 pre-moistened, non-abrasive, non-streaking 4x7" wipes.
Screen Protector, 10 Each	346-069-107	Contains ten (10) self-adhesive screen protectors.



Copyright © 2007 Intermec Technologies Corporation. All rights reserved. Intermec is a registered trademark of Intermec Technologies Corporation. All other trademarks are the property of their respective owners. Printed in the U.S.A. 611852-01A 09/07



[www.L-TronDirect.com](http://www.L-TronDirect.com)

800-830-9523

[info@L-Tron.com](mailto:info@L-Tron.com)

596 Fishers Station Dr | Victor, NY | 14564 | Suite 1 A

[www.L-Tron.com](http://www.L-Tron.com)

