

# 70 Series

## Accessory Guide






### Docks and Modules

Accessory Name	Part Number	Description
 <p>Vehicle Dock, CN70/CN70e</p>	871-034-001 (1000AV01)	Retains mobile computer in vehicle environment. Easy one-handed removal of device. Provides USB Host (HDB15M) and RS232 (DB9M) receptacles. Provides 5V DC on RS232 Pin 9 for powering peripherals. Requires 805-638-001 Mounting Kit and power option listed below. Optional 850-828-001 Audio Adapter via USB port. Optional USB Host cable VE011-2016. Not compatible with Scan Handle, Magnetic Stripe Reader, or Snap-on Adapters.
 <p>Vehicle Holder, CN70/CN70e</p>	805-672-001 (1000AV02)	Retains mobile computer in vehicle environment. Does not provide connectivity. Requires 805-638-001 Mounting Kit. Not compatible with Scan Handle, Magnetic Stripe Reader, or Snap-on Adapters.
 <p>Vehicle Dock, CK70/CK71</p>	871-035-001 (1001AV01)	Retains mobile computer in vehicle environment. Easy one-handed removal of device. Provides USB Host (HDB15M) and RS232 (DB9M) receptacles. Provides 5V DC on RS232 Pin 9 for powering peripherals. Requires 805-638-001 Mounting Kit and power option listed below. Optional 850-828-001 Audio Adapter via USB port. Optional USB Host cable VE011-2016. Compatible with Scan Handle or Magnetic Stripe Reader. Not compatible with Snap-on Adapters.
 <p>Vehicle Holder, CK70/CK71</p>	805-673-001 (1001AV02)	Retains mobile computer in vehicle environment. Does not provide connectivity. Requires 805-638-001 Mounting Kit. Compatible with Scan Handle or Magnetic Stripe Reader. Not compatible with Snap-on Adapters.
 <p>Vehicle Dock Mounting Kit</p>	805-638-001	Required for Vehicle Dock or Vehicle Holder. Consists of one 4¾" adjustable pivot arm with two 1½" stainless steel balls and assembly hardware. Requires customer-supplied hardware to secure mount to vehicle.
<p>Power Cable, Dock to Fuse Block</p>	226-109-003	Power Option: For connection of Vehicle Dock to fuse block or similar connection point. Power Cable with spade lugs. Supports input voltage of 12-30V DC. Optionally used with 203-803-001 Fuse Block Power Kit if direct connection to fuse block not available.
<p>Vehicle Dock Fuse Block Power Kit</p>	203-803-001	Power Distribution Block optionally used 226-109-003 when direct connection to vehicle fuse block is not available.

# 70 Series

## Accessory Guide



### Docks and Modules (continued)

Accessory Name	Part Number	Description
Vehicle Dock Installation Kit	203-802-001	Power Option: For connection of Vehicle Dock directly to vehicle battery. Includes power cables and cable mounting hardware. Alternate to 70 Series Vehicle Dock Power Cable. Supports input voltage of 12-30V DC.
DC/DC Converter Kit, 6-60V DC	203-808-001	Power Option: For connection of Vehicle Dock to fork lift power systems operating on 6-60V DC. Provides filtering and conditioning. Includes all power cables and cable mounting hardware.
DC/DC Converter Kit, 15-96V DC	203-809-001	Power Option: For connection of Vehicle Dock to fork lift power systems operating on 15-96V DC. Provides filtering and conditioning. Includes all power cables and cable mounting hardware.
 Auto Adapter Vehicle Dock	852-057-005 (1000AA08)	Power Option: For connection of Vehicle Dock screw-down power receptacle to vehicle cigarette lighter/power port.
 Audio Adapter, 70 Series Vehicle Dock	850-828-001	Adapts Vehicle Dock USB connector to amplified audio output. Terminates in 3.5mm Audio Jack. Customer must supply loudspeaker appropriate to application.
 Snap-on Adapter, Ethernet, 70 Series	850-565-001 (1000AA01)	Provides RJ45 receptacle for Ethernet connectivity via standard cables (not included). Uses optional 851-094-011 AC Power Supply and/or 852-071-001 Vehicle Power Adapter. Charges mobile computer battery in 4 hours or less (typical); up to 6 hours for fully discharged batteries.
 Snap-on Adapter, RS232, 70 Series	850-566-001 (1000AA03)	Provides DB9M receptacle for RS232 serial communications. Provides 5V DC on Pin 9 for powering peripherals. Uses optional 851-094-011 AC Power Supply and/or 852-071-001 Vehicle Power Adapter. This adapter is NOT compatible with SR61TXR. Charges mobile computer battery in 4 hours or less (typical); up to 6 hours for fully discharged batteries.
 Snap-on Adapter, USB, 70 Series	850-567-001 (1000AA07)	Provides HDB15M receptacle for USB Host and Client connectivity. Requires USB cable VE011-2016 (Host) and/or VE011-2018 (Client). Uses optional 851-094-011 AC Power Supply and/or 852-071-001 Vehicle Power Adapter. Charges mobile computer battery in 4 hours or less (typical); up to 6 hours for fully discharged batteries.

# 70 Series

## Accessory Guide


### Docks and Modules (continued)

Accessory Name	Part Number	Description
 <p>Snap-on Adapter, DEX, 70 Series</p>	850-568-001 (1000AA04)	Provides connectivity to DSD receiving systems supporting DEX standards. Terminates in 1/4" DEX plug. Uses optional 851-094-011 AC Power Supply and/or 852-071-001 Vehicle Power Adapter. Charges mobile computer battery in 4 hours or less (typical); up to 6 hours for fully discharged batteries.
 <p>Snap-on Adapter, Audio, 70 Series</p>	850-577-001 (1000AA02)	Provides Quick Disconnect (QD) headset connector for use in audio and voice applications. Uses optional 851-094-011 AC Power Supply and/or 852-071-001 Vehicle Power Adapter. Charges mobile computer battery in 4 hours or less (typical); up to 6 hours for fully discharged batteries.
 <p>Magnetic Stripe Reader (MSR), CN70/CN70e</p>	850-570-001 (1001AA01)	Reads credit cards and similar cards with data encoded on magnetic stripe. Attaches to docking connector on CN70/CN70e. MSR does not need to be removed for docking in FlexDock.
 <p>Magnetic Stripe Reader (MSR), CK70/CK71</p>	850-574-001 (1000AA06)	Reads credit cards and similar cards with data encoded on magnetic stripe. Attaches to back of mobile computer via Back Accessory Interface (order separately). Not compatible with Scan Handle. Includes shortened handstrap.
 <p>Back Accessory Interface, CK70/CK71</p>	715-605-001	Replaces back access door on CK70/71; Provides power and data connections to back-mounted peripherals designed for use with CK70/71. Partner Development Guide is available to aid in creating compatible peripheral devices.

# 70 Series

## Accessory Guide

### Data Cables

Accessory Name	Part Number	Description
 <p>Cable, Single USB Host</p>	VE011-2016	Adapts Vehicle Dock USB Connector or USB Snap-on Adapter to USB-A Female receptacle for connectivity to USB Host peripherals. Use optional Cable Retainer Kit (203-810-001, sold separately) to secure USB connectors.
<p>Cable, Single USB Client</p>	VE011-2018	For use with USB Snap-on Adapter to provide USB Client (ActiveSync) connection to host PC. Use optional Cable Retainer Kit (203-810-001, sold separately) to secure USB connectors.
<p>Kit, USB Cable Retainer (5/pk)</p>	203-810-001	Contains five (5) sets of Cable Retainers used to secure USB connectors

### Handles and Holsters

Accessory Name	Part Number	Description
 <p>Scan Handle, CN70/CN70e</p>	805-835-001	Snaps easily on or off mobile computer. Angles mobile computer to enable screen viewing while scanning. Optional bracket included for semi-permanent attachment. Not compatible with Vehicle Dock or Holder.
 <p>Scan Handle, CK70</p>	805-836-002	Attaches to mobile computer with screw in handle. Does not interfere with Vehicle Dock or Holder use. Not compatible with Magnetic Stripe Reader. Slightly obscures the lower portion of the camera field of view.
 <p>Scan Handle, CK71</p>	805-836-001	Attaches to mobile computer with screw in handle. Does not interfere with Vehicle Dock or Holder use. Not compatible with Magnetic Stripe Reader.
 <p>Holster, CN70 w/o Scan Handle</p>	815-067-001	Holster, CN70 w/o Scan Handle
 <p>Holster, CN70 and CN70e w/Scan Handle</p>	815-074-001	Holster, CN70 and CN70e w/Scan Handle

# 70 Series

## Accessory Guide






### Handles and Holsters (continued)

Accessory Name	Part Number	Description
Holster, CN70e w/o Scan Handle	815-080-001	Holster, CN70e w/o Scan Handle
		
Holster, CK71 w/o Scan Handle	815-068-001	Holster, CK71 w/o Scan Handle
		
Holster, CK71 w/ Scan Handle	815-075-001	Holster, CK71 w/Scan Handle
		
Desk Stand, CN70/CN70e	203-933-001	Positions mobile computer upright on flat surface; allows connection of adapters and cables.
		
Desk Stand, CK70/CK71	203-934-001	Positions mobile computer upright on flat surface; allows connection of adapters and cables.
		
Protective Boot, CK71	203-961-001	Rubber boot for CK71 only. Charcoal color. Use with or without handle. (Not compatible w/holster or vehicle docks.)
		

# 70 Series

## Accessory Guide








### Power Supplies

Accessory Name	Part Number	Description
AC Power Supply, 3-pin Connector 	851-094-011 (9001AE01)	Provides 3-pin quarter-turn locking connector for use with 70 Series Snap-on Adapters. Requires AC line cord.
Vehicle Power Adapter, 3-pin Connector 	852-071-001 (9002AX01)	Provides 3-pin quarter-turn locking connector for power connection between vehicle cigarette lighter / power port and Snap-on Adapters.
Vehicle Power Adapter, 18-pin Connector 	852-074-001	Provides direct power connection between the vehicle cigarette lighter / power port and the 70 Series docking connector.
AC Power Cord	321-470-001 AC Power Cord, Switzerland 321-500-001 AC Power Cord, Japan 071918 AC Power Cord, China RoHS 1-974027-025 AC Power Cord, Europe RoHS 1-974028-025 AC Power Cord, US RoHS 1-974029-020 AC Power Cord, UK RoHS 1-974030-025 AC Power Cord, Australia RoHS 321-471-002 AC Power Cord, Italy RoHS 321-501-002 AC Power Cord, Denmark RoHS 321-502-002 AC Power Cord, India/S Africa RoHS	
Battery Pack, CN70/CN70e 	318-043-012 (1000AB01)	Spare or replacement battery pack for CN70/CN70e (one pack included with each mobile computer)
Battery Pack, CK70/CK71 	318-046-011 (1001AB01)	Spare or replacement battery pack for CK70/CK71 (one pack included with each mobile computer)

# 70 Series

## Accessory Guide

### Replacement Parts

Accessory Name	Part Number	Description
Kit, Tethered Stylus, CN70/70e (5/pk) 	203-932-001	Kit of five (5) replacement styluses for CN70/CN70e (one stylus included with each mobile computer)
Kit, Tethered Stylus, CK70/71 (5/pk) 	203-928-001	Kit of five (5) replacement styluses for CK70/CK71 (one stylus included with each mobile computer)
Kit, Handstrap, CN70 (5/pk) 	203-930-001	Kit of five (5) replacement handstraps for CN70 (one handstrap included with each mobile computer)
Kit, Handstrap, CN70e (5/pk) 	203-931-001	Kit of five (5) replacement handstraps for CN70e (one handstrap included with each mobile computer)
Kit, Handstrap, CK70/71 (5/pk) 	203-929-001	Kit of five (5) replacement handstraps for CK70/CK71 (one handstrap included with each mobile computer)
Kit, Screen Cleaner Wipes	345-065-101	Includes 24 pre-moistened, non-abrasive, non-streaking 4x7" wipes
Kit, Screen Protector, 3.5" (10/pk) 	346-069-107	Contains ten (10) self-adhesive screen protectors
Kit, Screen Protector, 3.5" (25/pk) 	346-069-207	Contains twenty-five (25) self-adhesive screen protectors




# 70 Series

## Accessory Guide

### Mass Storage

Accessory Name	Part Number	Description
Micro SD Card, 1GB	856-065-004	Industrial Grade Micro SD card for reliable performance in all 70 Series operating environments
Micro SD Card, 2GB	856-065-005	Industrial Grade Micro SD card for reliable performance in all 70 Series operating environments
Micro SD Card, 4GB	856-065-006	Industrial Grade Micro SD card for reliable performance in all 70 Series operating environments

### FlexDock

Accessory Name	Part Number	Description
<b>Desktop Dock</b> CN70/70e No Power Cord CN70/70e NA PowerCord CK70/71 No Power Cord CK70/71 NA Power Cord	DX1A01A20 DX1A01A10 DX1A02B20 DX1A02B10	Accommodates one mobile computer and one auxiliary pack charger, capable of supporting two battery packs. Provides USB Host and Client connectivity. Includes power supply. North American customers should order configuration that includes NA Power Cord. Supports USB cable (236-209-001) via USB Client port for connection to Host PC. Supports optional Ethernet module (871-238-011) or Analog Modem module (871-238-002) via USB Host port. Charges mobile computer in less than 4 hours (typical); up to 6 hours for fully discharged batteries.
		
Cable Assy, USB-A to USB-microB, 1M	236-209-001	Provides USB Client connectivity between Desktop Dock and Host PC
		
Ethernet Adapter, FlexDock Desktop	871-238-011	Attaches to USB Host port on FlexDock Desktop to provide Ethernet connectivity
		
Modem Adapter, FlexDock Desktop	871-238-002	Attaches to USB Host port on FlexDock Desktop to provide analog modem communications



# 70 Series

## Accessory Guide

### FlexDock (continued)

Accessory Name	Part Number	Description
<b>Dual Dock Ethernet</b>		
CN70/70e No Power Cord	DX2A11120	Accommodates two mobile computers. Includes power supply. North American customers should order configuration that includes NA Power Cord. Optional 100Base-T Ethernet connectivity; provides 2 – RJ45 jacks for upstream connections and downstream “daisy-chain” connections of up to 10 docks. Charges mobile computer in less than 4 hours (typical); up to 6 hours for fully discharged batteries.
CN70/70e NA Power Cord	DX2A11110	
CK70/71 No Power Cord	DX2A12220	
CK70/71 NA Power Cord	DX2A12210	
<b>Dual Dock Charge Only</b>		
CN70/70e No Power Cord	DX2A21120	
CN70/70e NA Power Cord	DX2A21110	
CK70/71 No Power Cord	DX2A22220	
CK70/71 NA Power Cord	DX2A22210	



<b>Quad Dock Ethernet</b>		
CN70/70e No Power Cord	DX4A111100	Accommodates four mobile computers. Includes power supply. North American customers should order configuration that includes NA Power Cord. Optional 100Base-T Ethernet connectivity; provides 2 – RJ45 jacks for upstream connections and downstream “daisy-chain” connections of up to 10 docks. Charges mobile computer in less than 4 hours (typical); up to 6 hours for fully discharged batteries.
CN70/70e NA Power Cord	DX4A111110	
CK70/71 No Power Cord	DX4A122200	
CK70/71 NA Power Cord	DX4A122210	
<b>Quad Dock Charge Only</b>		
CN70/70e No Power Cord	DX4A211100	
CN70/70e NA Power Cord	DX4A211110	
CK70/71 No Power Cord	DX4A222200	
CK70/71 NA Power Cord	DX4A222210	



<b>4-position Battery Charger</b>		
CN70/70e No Power Cord	DX2A2AA20	Accommodates two auxiliary pack charger cups, capable of supporting four battery packs. Includes power supply. North American customers should order configuration that includes NA Power Cord. Charges battery packs in 4 hours or less (typical); up to 6 hours for fully discharged batteries.
CN70/70e NA Power Cord	DX2A2AA10	
CK70/71 No Power Cord	DX2A2BB20	
CK70/71 NA Power Cord	DX2A2BB10	



<b>8-position Battery Charger</b>		
CN70/70e No Power Cord	DX4A2AAAA00	Accommodates four auxiliary pack charger cups, capable of supporting eight battery packs. Includes power supply. North American customers should order configuration that includes NA Power Cord. Charges battery packs in 4 hours or less (typical); up to 6 hours for fully discharged batteries.
CN70/70e NA Power Cord	DX4A2AAAA10	
CK70/71 No Power Cord	DX4A2BBBB00	
CK70/71 NA Power Cord	DX4A2BBBB10	



# 70 Series

## Accessory Guide

### Printers

Accessory Name	Part Number	Description
Full Page Printer, CN70/CN70e	6822P103C110100	A mobile full-page printer (dot-matrix, bi-directional) specifically designed to retain and charge the mobile computer. Available in fixed or portable mount configurations. Pairing with mobile computer via Bluetooth or optional serial hardwired interface. Not compatible with Scan Handle, Magnetic Stripe Reader or Snap-on Adapters.
	6822P103C010100	
	6822P103C020100	
	6822P103C120100	
	6822P503C010100	
	6822P503C110100	
	6822P50FC010100	
	6822P10FC110100	
	6822P10FC010100	
	6822P10FC020100	
	6822P10FC120100	
	6822P503C020100	
	6822P503C120100	
	6822P50FC110100	
	6822F001C010100	
	6822F002C010100	
	6822F001C110100	
6822F002C110100		
6822F001C020100		
6822F002C020100		
6822F001C120100		
6822F002C120100		



Full Page Printer upgrade kit, CN70/CN70e

203-966-001  
203-967-001

682X series upgrade kits for CN70/CN70e series mobile computers. Pairing with mobile computer via Bluetooth or optional serial hardwired interface. Not compatible with Scan Handle, Magnetic Stripe Reader or Snap-on Adapters.



Workboard Printer, CN70/CN70e

PW50A050101  
PW50A050102

A four-inch direct thermal receipt printer specifically designed to retain and charge the mobile computer. DEX, Mag Stripe, Smart Card capable. Pairing with mobile computer via Bluetooth interface. Requires separate battery (318-026-001) for stand alone operation. Not compatible with Scan Handle, Magnetic Stripe Reader or Snap-on Adapters.



Workboard Printer Vehicle Docks, CN70/CN70e

225-777-001  
225-778-001

PW50 Vehicle mounting docks for CN70 and CN70e mobile computer. Docks provide secure mounting and charging of both printer and mobile computer.





[www.L-TronDirect.com](http://www.L-TronDirect.com)

800-830-9523

[info@L-Tron.com](mailto:info@L-Tron.com)

596 Fishers Station Dr | Victor, NY | 14564 | Suite 1 A

[www.L-Tron.com](http://www.L-Tron.com)

Get in touch with us  
on social media!

