
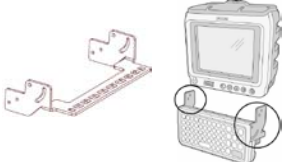








# CV30

## Accessories Guide



### Mounting Accessories

Accessory Name	Part Number	Description
Desktop Mounting Kit	805-815-001	Allows mounting of the CV30 to a stationary surface for desktop/WIP applications.
		
Compact Keyboard Mounting Bracket	VE011-2003	Used to mount the compact keyboard (VE011-2002 / 2022) to the CV30 and RECOMMENDED for securing all tethered cables.
		
Large Keyboard Mounting Kit	203-564-001	Used to mount the large keyboard (805-809-00x) to a vehicle within tethered cable length of the CV30.
		
Vehicle Mounting Kit 1-1/2" ball	805-813-001	Allows mounting of the CV30 to any flat surface.
		
Vehicle Mounting Kit 2-1/4" ball	805-814-001	Allows mounting of the CV30 to any flat surface.
		
Wall Mount Bracket	VE011-2006	Used to mount the CV30 to a wall surface.  Compatible with the 851-082-004 AC power supply.
		
2455 Mounting Adapter Plate	VE011-2011	Used to mount CV30 in the same hole pattern as the 2455 mounting kit.  Requires also one of the vehicle mounting kits to complete the mounting assembly.
		
Wall Mount Apron	VE011-2013	Used with the wall mount kit (VE011-2006) to conceal cables connected to the CV30 when the compact keyboard is not used and to prevent tampering/disconnect.
		



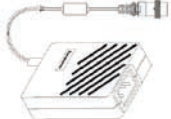
# CV30

## Accessories Guide

### Keyboard Accessories

Accessory Name	Part Number	Description
 <p>Large Keyboard</p>	340-054-00x	<p>Large keyboard with backlit keys. Requires 203-564-001 mounting kit for a vehicle installation.</p> <p>Replaces: 850-809-00x.</p> <p>001 QWERTY 3270 002 QWERTY 5250 003 Windows 004 QWERTY VT220</p>
 <p>Compact Keyboard</p>	VE011-2022	<p>Compact Keyboard mounts directly to the CV30. Requires VE011-2003 mounting bracket to mount to the CV30.</p> <p>To use additional USB accessory, VE011-2021 cable required.</p>








### Power Accessories

Accessory Name	Part Number	Description
 <p>6-60V DC/DC converter</p>	203-779-001	6-60V powered vehicle DC/DC converter. Provides power to the CV30 and heater element.
 <p>15-96V DC/DC converter</p>	203-832-001	15-96V powered vehicle DC/DC converter. Provides power to the CV30 and heater element.
 <p>AC Power Supply</p>	851-082-004	<p>Universal power supply.</p> <p>Order power cord separately.</p>

# CV30

## Accessories Guide


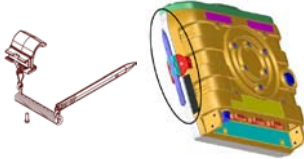


### Cable Accessories

Accessory Name	Part Number	Description
USB Single Cable 	VE011-2016 USB single cable	Locking cable with single USB connector to attach a USB host accessory; i.e. large keyboard. Includes a USB cable restraint.  Not compatible with the VE011-2022 compact keyboard, 340-054-00x large keyboard.
USB Dual Cable 	VE011-2017 USB dual cable	Locking cable with dual (two) USB connectors to attach two USB host accessories; Includes a USB cable restraint.  Not compatible with the VE011-2002 compact keyboard, 340-054-00x large keyboard.
USB Developer's Cable 	VE011-2018 USB single cable	Locking cable with single USB active sync connector to attach a USB client port.
USB cable retainer 	203-810-001	Kit of (5) retainers used to secure USB connectors.
Tethered Scanner Cable RS232 	321-642-001	RS232 decoded 8FT tethered cable.
Tethered Scanner Cable RS232 DCE 	3-604032-05	RS232DCE 6.5FT tethered cable.
DB15/USB dual locking cable 	VE011-2021	Used with VE011-2022 or 340-054-00x keyboard and additional USB accessory.

# CV30

## Accessories Guide

### Miscellaneous Accessories

Accessory Name	Part Number	Description
Bar Code Slot Reader	858-098-00x	Attaches to either side of the CV30 and RS232 port for bar code card input.  001 Visible light 002 Infrared light
		
Screen Protector	VE011-2010	Contains (3) touch screen protector film sheets.
Tethered Stylus Holder	VE011-2004	Includes the stylus holder and one tethered stylus.
		
Tethered Stylus replacement kit	VE011-2015	Contains (5) replacement styli with tether.  Stylus holder not included.
		
I/O Module ACCES I/O Products	Product Link Accessory	3 <sup>rd</sup> party accessory for monitoring (4) inputs and control of (4) output relays. Similar functionality as the enhanced I/O option in the 248x.
		

Copyright © 2007 Intermec Technologies Corporation. All rights reserved. Intermec is a registered trademark of Intermec Technologies Corporation. All other trademarks are the property of their respective owners. Printed in the U.S.A. 611777-01B 08/07





[www.L-TronDirect.com](http://www.L-TronDirect.com)

800-830-9523

[info@L-Tron.com](mailto:info@L-Tron.com)

596 Fishers Station Dr | Victor, NY | 14564 | Suite 1 A

[www.L-Tron.com](http://www.L-Tron.com)

Get in touch with us  
on social media!

